NSpine

innovative spine education ™

NSpine Combined Cadaveric and Live Tissue Workshop Series

NSpine Advanced Surgical Techniques and Complications Management Course

28th-29th October 2021

IRCAD Training Center

Strasbourg, France

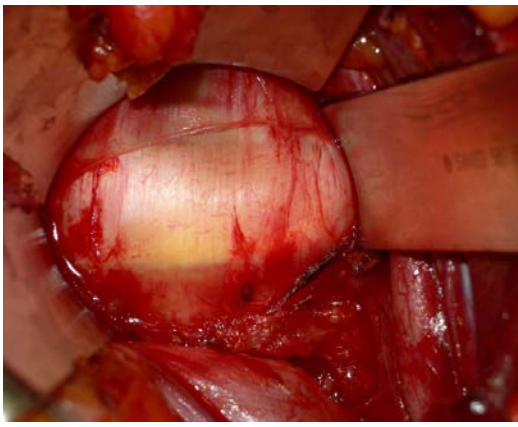

NSpine
Advanced Techniques and Complications Management Course

Training need:

Anterior spine surgery has recently seen a resurgence in popularity with the development of advanced anterior and lateral approaches. However, the learning curve for these techniques is steep and the potential for complications substantial.

NSpine is therefore proud to be hosting the first combined cadaveric and live tissue training lab for advanced access techniques and complications management at the famous IRCAD center. An international panel of recognised experts is working together to develop and deliver comprehensive, highest level training for a limited group of delegates.

Venue:

IRCAD is a global leader in surgical training. The surgical lab is at the heart of state-of-the-art facilities. 20 tables are fully equipped for surgical cadaveric dissection or porcine live tissue surgery including endoscopic techniques. The lab is set up for fluoroscopy and CT can be obtained from the cadavers for image-guided surgery.

Travel and accommodation:

Strasbourg is a vibrant city with its historic town centre within walking distance of the IRCAD institute.

Strasbourg is accessible via road, train and air. There are international flight connections via Frankfurt or Paris. Excellent hotels are located within easy walking distance of IRCAD.

Course Format and Content

Course format:

Half day lectures (afternoon 26th March)

Full day hands-on surgical training course consisting of cadaveric training in the morning and live porcine tissue training in the afternoon. Faculty : delegate ratio is 1:2.

Learning objectives:

To perform anterior open (ALIF) and mini-open lateral approaches (OLIF / XLIF) to the lumbar spine

To perform mini-open and open thoracotomy

To expand the approaches to a full thoracophrenolumbotomy

To correctly handle and insert anterior devices and implants

To effectively manage complications arising from anterior lumbar and thoracic approaches in live tissue surgery including vascular, pulmonary and ureteral injuries

Learning outcomes - after the event delegates will be able to:

Perform the technical steps of the open anterior approaches to the lumbar spine and thoracic spine

Perform mini-open lateral access to the lumbar and thoracic spine

Expand the approaches to include splitting of the diaphragm

Identify the structures at risk during anterior spinal surgery and use salvage strategies in case of complications

Correctly perform anterior and lateral instrumentation of the lumbar and thoracic spine

Training Structure

Theory (afternoon day 1):

Anterior lumbar and thoracic access techniques

Advanced lateral and mini-open access techniques

Revision access techniques

Major anterior reconstructive techniques in tumour surgery

Vascular, pulmonary and ureteral repair techniques

AM training (day 2):

Cadaveric training is conducted in the morning, allowing delegates to become familiar with the required approaches to the spine. The cadaveric training will commence with mini-open approaches, extending to full thoracophrenolumbotomy. Correct handling of relevant implants and systems of sponsors is included during this period.

PM training (day 2):

The afternoon is dedicated to live tissue surgery which will allow delegates to perform anterior and lateral exposures of the spine mobilising vascular and visceral structures. NSpine has attracted an international panel of recognised experts to train delegates in mini-open and open reconstructive techniques. Vascular, thoracic and urological surgeons are on-site to teach complications management techniques.

Faculty

NSpine is partnering with an exceptional panel of international experts to deliver top-level training experience. All Faculty members are highly experienced in anterior and lateral reconstructive techniques

The faculty : delegate ratio is 1:2.

Faculty

Bronek Boszczyk (Chair) – Spine Surgeon, Germany

Jean-Charles Le Huec – Spine Surgeon, France

Michael Rauschmann – Spine Surgeon, Germany (tbc)

Roger Müller - Urological Surgeon, Switzerland (tbc)

Patrick Tropiano – Spine Surgeon, France

Jake Timothy - Spine Surgeon, UK

Akin Oluwole - Vascular Surgeon, UK (tbc)

Klaus Schaser – Spine Surgeon, Germany (tbc)

Andrej Isaak – Vascular Surgeon, Switzerland

Philip Horsting – Spine Surgeon, Netherlands

Constantin Schizas – Spine Surgeon, Switzerland

Thomas Wolff – Vascular Surgeon, Switzerland (tbc)

Andrzej Majewski – Thoracic Surgeon, Poland

Mike Selby - Spine Surgeon, Australia

IRCAD TRAINING CENTER

About IRCAD:

Located close to the historic center of Strasbourg, IRCAD has acquired a reputation for excellence in research as well as in the teaching of new surgical techniques since its creation in 1994. It now enjoys a worldwide renown, making it the world's first training school in new surgical techniques and technologies. The institute comes equipped with an outstanding infrastructure of 8,000 square meters, which can welcome 5,500 surgeons per year in various surgical specialities, while developing its cluster for research in new technologies and computer sciences.

Fully dedicated to research and to the teaching of the most innovative surgical techniques, the IRCAD has established itself as a world reference in the field of minimal access surgery.

20 fully equipped operating tables
Open and endoscopic techniques

Venue address:
Hôpitaux Universitaires
1, Place de l'Hôpital
67091 Strasbourg Cedex
FRANCE
www.ircad.fr

IRCAD TRAINING CENTER

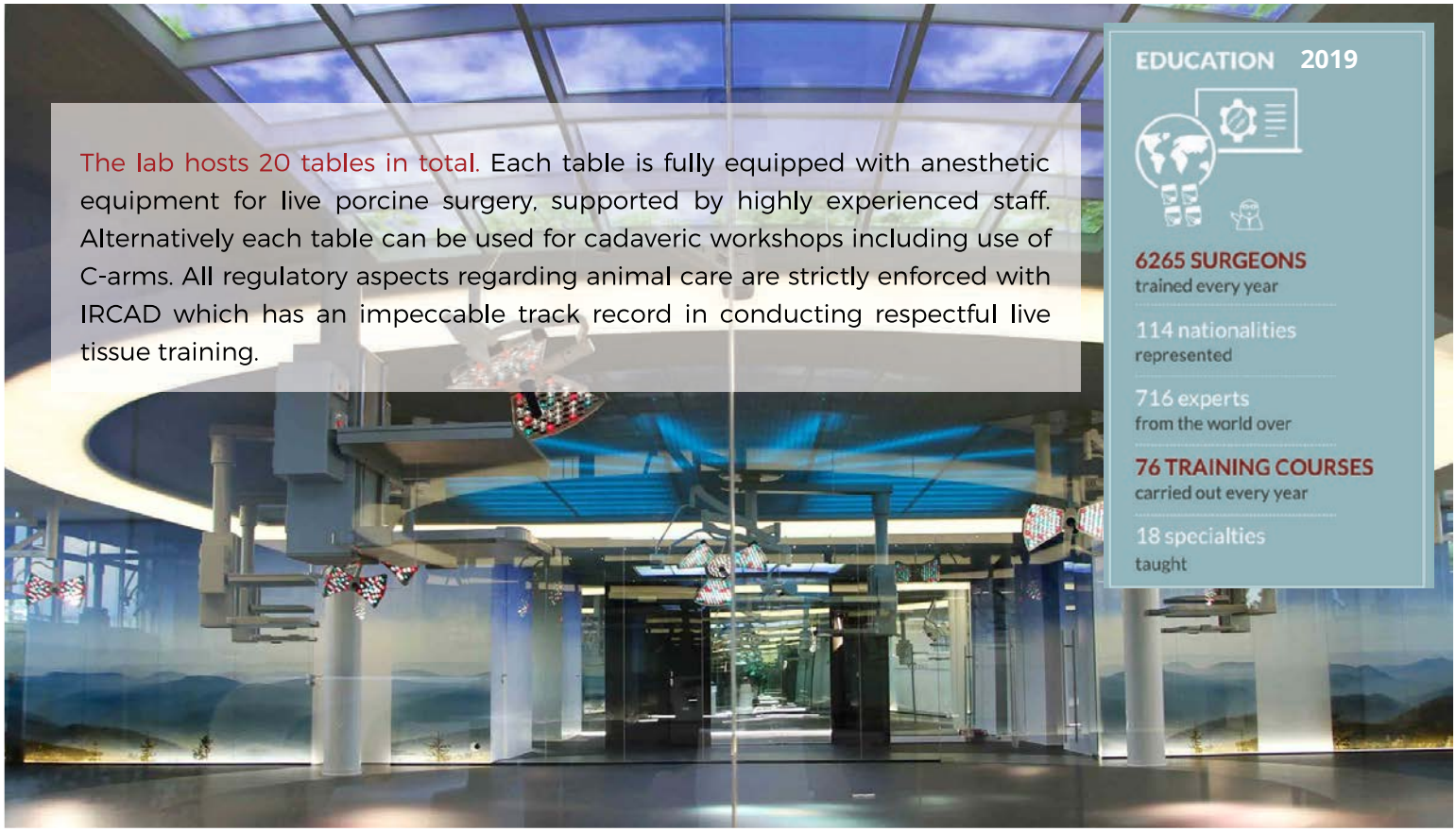

The lab hosts 20 tables in total. Each table is fully equipped with anesthetic equipment for live porcine surgery, supported by highly experienced staff. Alternatively each table can be used for cadaveric workshops including use of C-arms. All regulatory aspects regarding animal care are strictly enforced with IRCAD which has an impeccable track record in conducting respectful live tissue training.

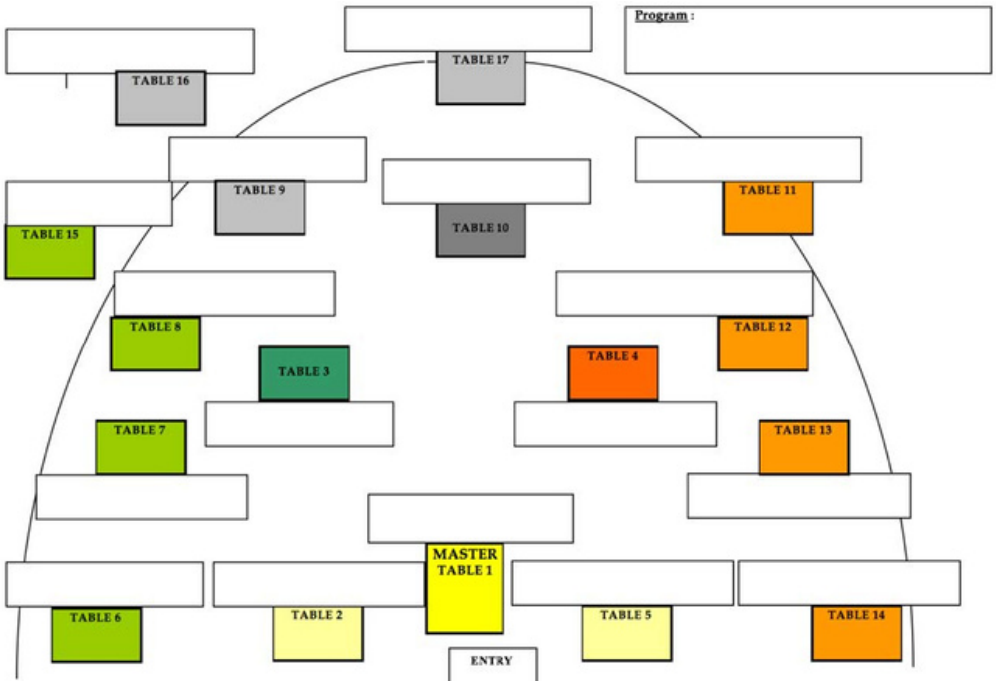

Laboratory layout

Individual or groups of tables can be allocated to specific workshops..

Auditoriums

IRCAD features two auditoriums for lectures, with a seating capacity over 100 delegates, with full audio-visual facilities. The extended lunch break lectures are held here.

The porcine live tissue laboratory is in the same building on the upper floor.

WHY ATTEND?

Anterior and lateral surgery is seeing a surge of interest especially with the development of minimally invasive techniques. There is an unmet demand in teaching both anterior and lateral techniques along with complications management in combined cadaveric and live tissue training.

The IRCAD Institute is a world leader in surgical education and one of the very few institutes offering combined cadaveric and live tissue surgery. In addition IRCAD has mastered thoracoscopic training in the live porcine model.

NSpine has attracted several international leaders in anterior spinal surgery as Faculty. Exposure to this Faculty is a unique opportunity for hands-on training with 1:2 Faculty : Delegate ratio.

NSpine offers fully independent, accredited spine surgery training. Attending this course certifies you having undertaken the most rigorous, practical training available.

Be part of the first combined cadaveric and live tissue training lab on advanced access techniques and complications management. Develop and hone your skills for the benefit of your patients and position yourself amongst peers in the international spine surgery networks.

ABOUT NSPINE

NSpine
innovative spine education ™

Spine Education since 2013: NSpine is an entirely independent for profit company exclusively focused on spine health care education. Since the inaugural conference in 2013, NSpine has grown exponentially and now features annual, highly respected meetings which attract over 500 attendees from across the globe.

Clinical Problem Solving and Emerging Tech: The focus of NSpine meetings is on clinical problem solving and decision-making. Whilst academia is important, NSpine goes into greater depth on technical details, techniques and emerging technology.

Advanced Cadaveric and Live Tissue Training:
NSpine has a tradition of offering highest quality hands-on cadaveric training courses. This has now been expanded to include training at the world renowned IRCAD institute in Strasbourg France.

The NSpine combined cadaveric and live tissue training series includes:
The Advanced Surgical Techniques and Complications Management Course
The Advanced Anterior Scoliosis Techniques Course
The Advanced 360-Degree Lumbar Reconstructive Course

"I have been involved in live tissue spine courses at IRCAD for close to 20 years. This is the best immersive surgical simulation training currently available. NSpine is dedicated to delivering training for surgeons that really matters.
NSpine - designed by surgeons for surgeons."

Bronek Boszczyk
Spine Surgeon, NSpine Chairman

SPONSORS

NSpine
innovative spine education ™

NSpine gratefully acknowledges sponsorship support

Platinum Sponsors

Spine Innovations

Gold Sponsors

Spinal Stabilization Technologies

Silver Sponsors

Thompson Surgical
Medacta
DePuy Synthes / Ethicon
Centinel Spine

Bronze Sponsors

Ortoway
Gelita Medical

NSPINE INDUSTRIAL PARTNERS

NSpine is indebted to the Industrial Partners who, in addition to sponsoring individual meetings, provide sustained support beyond the events.

This alliance enables NSpine to dedicate time and effort to developing educational programs and to engage with key faculty continuously throughout the year.

NSpine 2021 Industrial Partners

Thompson SURGICAL INSTRUMENTS

OrtoWay

NSpine
innovative spine education ™

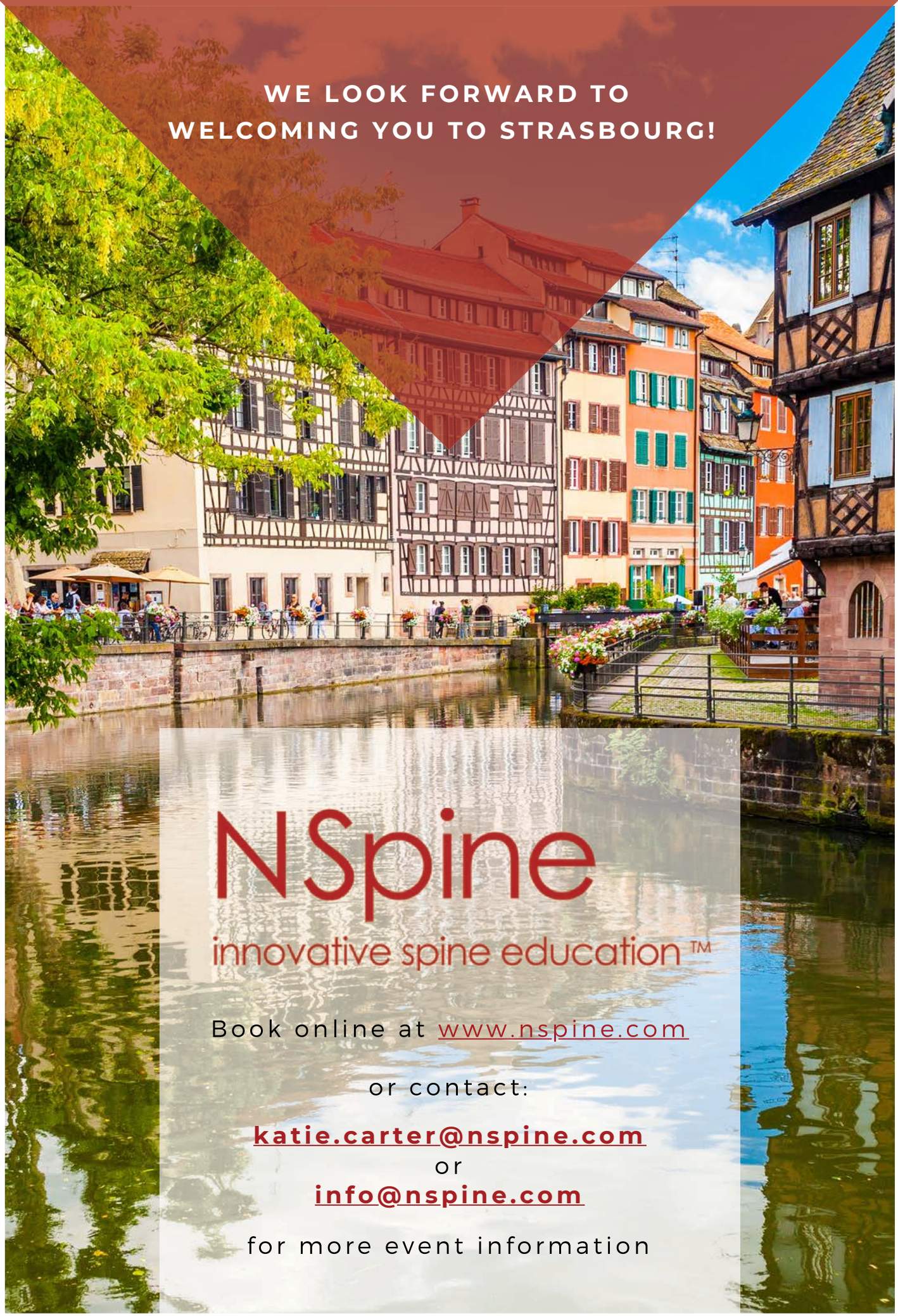
WE LOOK FORWARD TO
WELCOMING YOU TO STRASBOURG!
NSpine
innovative spine education™
Book online at www.nspine.com
or contact:
katie.carter@nspine.com
or
info@nspine.com
for more event information